

Project Title: **College of Arts and Sciences Course Evaluations 2022 - 2023**Course Audience: **51**  
Responses Received: **20**  
Response Ratio: **39%**

---

### Report Comments

This Quick Report for Instructors gives a summary of student responses in the course above for each question from the college's Course Evaluation in Blue. If a course has multiple sections, each section has a separate Quick Report. Student comments are provided at the end of the report or at the end of each question group on the report.

## Instructor Quick Report for SOE 300.01-PULLM

If you have a question about your Instructor Quick Report please contact your college's course evaluation coordinator, **Doug Juneau**, or email [esg.blue@wsu.edu](mailto:esg.blue@wsu.edu).

## Table of Contents

Section 1: Overall Course and Instructor

Section 2: Instructor Questions & Comments

Section 3: Course Questions & Comments

Section 4: Student Effort and Responsibility

Section 5: Online/AMS (if applicable to your course)

Section 6: Departmental questions (if applicable to your department)

## Rating Scale Definitions

5 - Extremely High

4 - High

3 - Adequate

2 - Low

1 - Very Low

5 - Always

4 - Usually

3 - Sometimes

2 - Rarely

1 - Never

Data: This report provides

- Frequency distribution of student responses to individual questions
- Statistical tables with mean and median values of student responses
- Student comments to open questions
- Overall response rates; and response counts for each question
- See [.Making Sense of Course Evaluations and Midterm Feedback from Students: A Quick Guide for Instructors](#) for information on interpreting the data, and [Glossary-Quick Review of Statistics for Interpreting Course Feedback Results](#)

Notes:

Contact the college's course evaluation coordinator, Doug Juneau, if you have questions.

Does Not Apply/NA :

In questions with a "Does Not Apply" choice, the NA count is shown in the frequency graphs but is NOT included in any statistical analysis.

Response thresholds to protect student confidentiality:

If fewer than three (3) students respond to your course evaluation, an Instructor Quick Report is not generated.

Multiple sections:

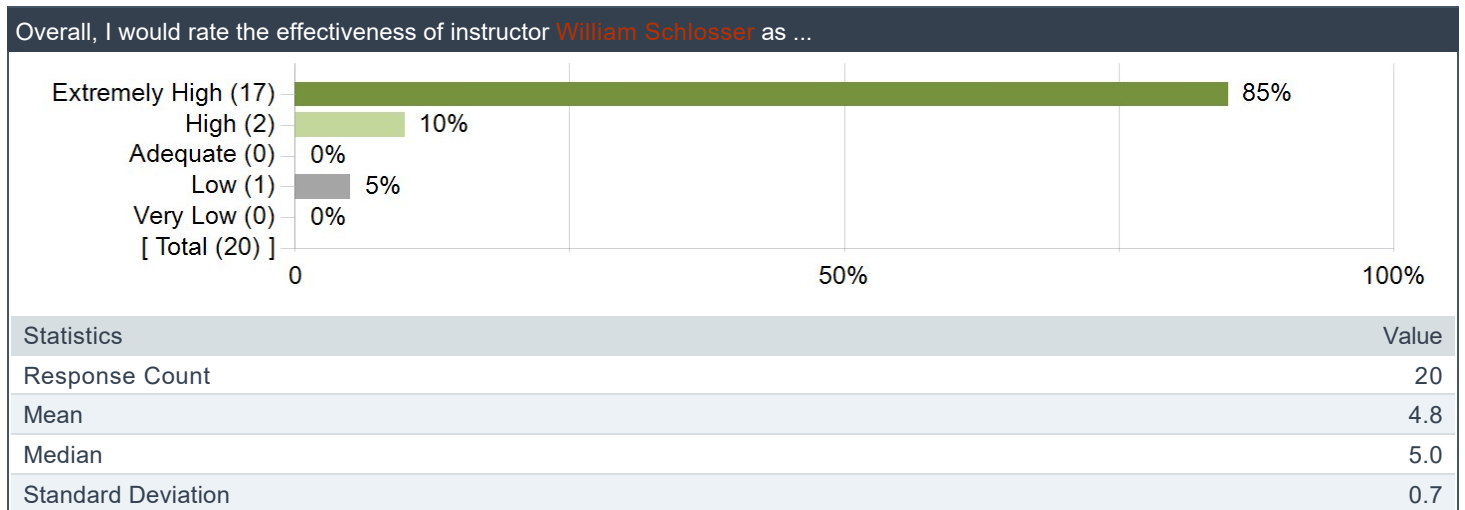
If a course has multiple sections, each section has a separate Instructor Quick Report.

Team-taught courses:

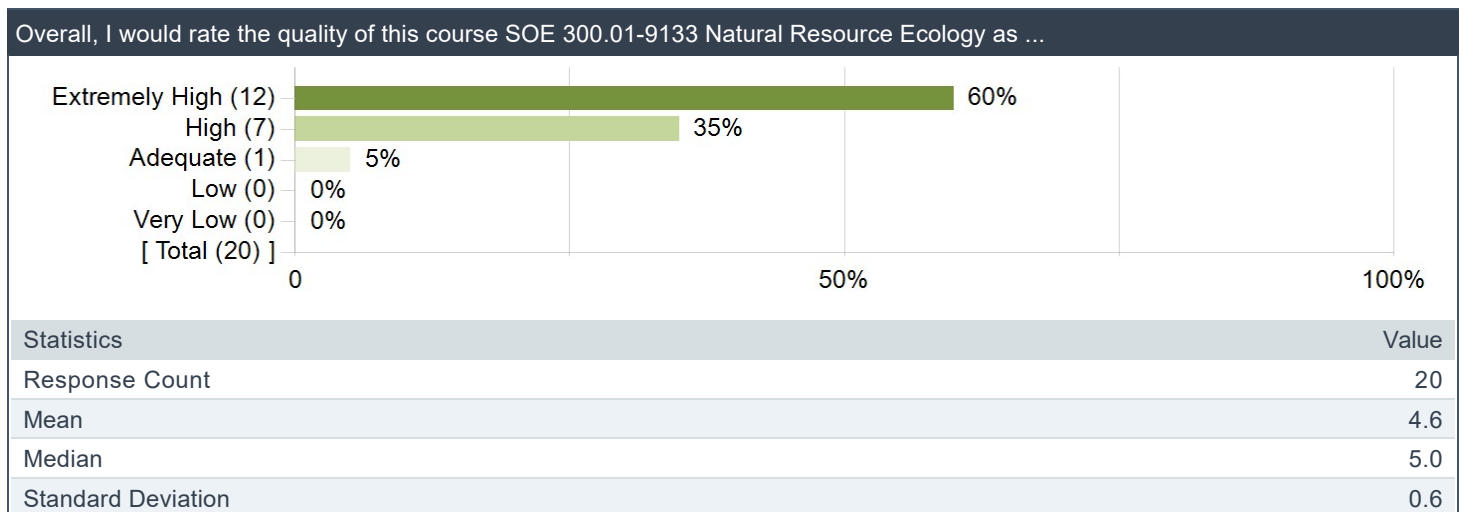
Each instructor receives results only for themselves as instructor and for all other questions about the course or non-instructor-specific topics.

## Overall Course and Instructor

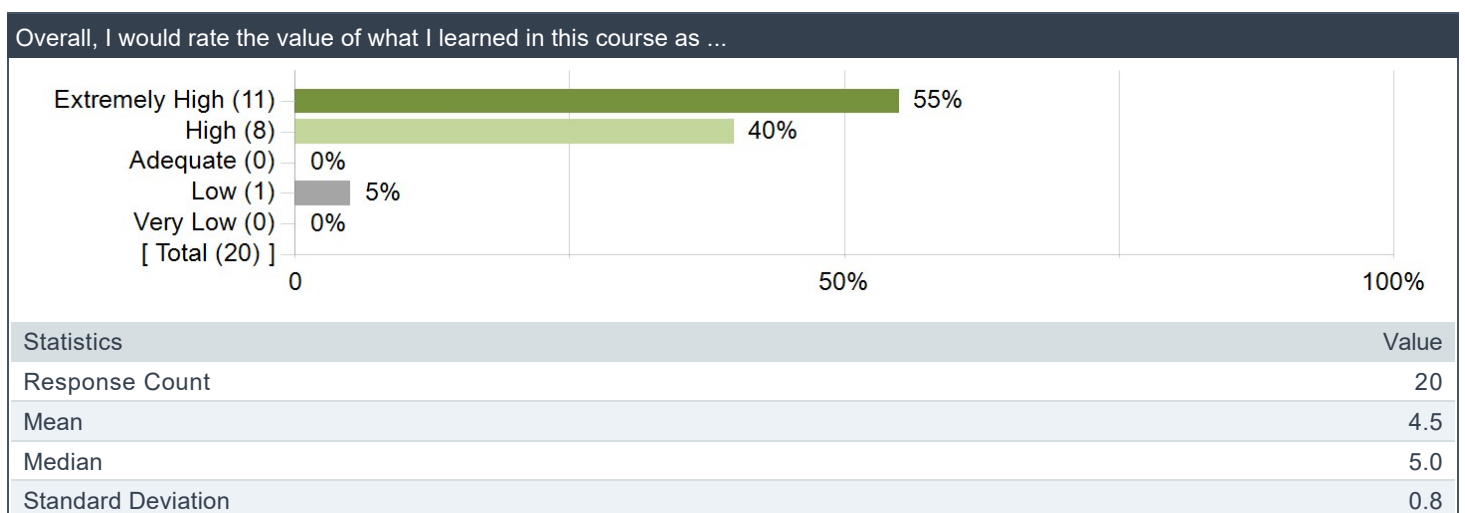
Overall, I would rate the effectiveness of this instructor William Schlosser as ...



Overall, I would rate the quality of this course SOE 300.01-9133 Natural Resource Ecology as ...



Overall, I would rate the value of what I learned in this course as ...



## Overall Question Set

	Count	Inst Mean	Median	SD	Dept Mean
Effectiveness of Instructor	20	4.8	5.0	0.7	4.3
Quality of Course	20	4.6	5.0	0.6	4.1
Value	20	4.5	5.0	0.8	4.0

## Overall Feedback Comments

Is there any other additional feedback you would like to provide?

Comments
It was great focusing on our local ecology here in the Palouse!
I have really enjoyed getting to know and be in Dr. Bills class. His enthusiasm for teaching and knowledge about ecology was very apparent and made me happy coming to class every day. Even though his class was time consuming, it was well worth the time and effort put in. It was refreshing to have a professor that was on the students side rather than the metrics side. I would 100% recommend this class and professor to anyone. I also really appreciated learning document mechanics and have been able to apply what I learned in the class to other making my life easier.
This is one of, if not THE, best taught classes I have taken. I was fascinated by the topics that were taught & I was always motivated to come to class & finish assignments. Dr Bill is one of the best professors I have had so far.
I just don't understand why this was required. Did we not learn every part of this in high school bio?
Thank. you for being one of the most understanding and caring professors I have ever had. I was never afraid to email you or ask a question about anything just because you were so encouraging and uplifting to students. I think the term papers really did help my writing abilities and I am really grateful to learn all of this in your classroom setting.
N/A
Additional work on the Virtual Ecology website would be a good idea to make it easier to navigate. Currently, I found myself selecting incorrect locations or getting lost due to confusing labels or lack of labels, such as in the virtual field trip section of the website. By adding more clear labels, the website will be more accessible for students with learning disabilities or students who need clear labeling.
Nope
Thank you for a great semester!
None
n/a

## Instructor Questions and Comments

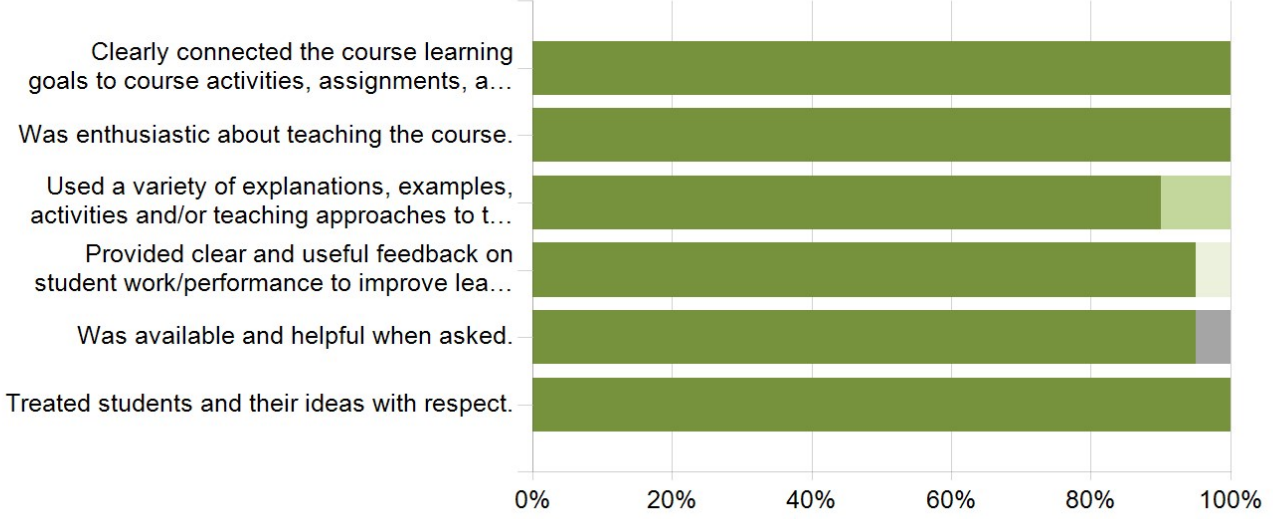
### Instructor Questions

	Count	Inst Mean	Median	SD	Dept Mean
Clearly connected the course learning goals to course activities, assignments, and assessments	20	4.8	5.0	0.4	4.6
Was enthusiastic about teaching the course.	20	5.0	5.0	0.2	4.7
Used a variety of explanations, examples, activities and/or teaching approaches to teach difficult points	20	4.8	5.0	0.6	4.5
Provided clear and useful feedback on student work/performance to improve learning.	20	4.8	5.0	0.9	4.4
Was available and helpful when asked.	19	4.9	5.0	0.2	4.6
Treated students and their ideas with respect.	20	5.0	5.0	0.2	4.7

### To what extent are these statements true about the instructor? William Schlosser

	Count	Mean	Median	Always/Usually	%	Sometimes	%	Rarely/Never	%
Clearly connected the course learning goals to course activities, assignments, and assessments	20	4.8	5.0	20	100%	0	0%	0	0%
Was enthusiastic about teaching the course.	20	5.0	5.0	20	100%	0	0%	0	0%
Used a variety of explanations, examples, activities and/or teaching approaches to teach difficult points	20	4.8	5.0	18	90%	2	10%	0	0%
Provided clear and useful feedback on student work/performance to improve learning.	20	4.8	5.0	19	95%	0	0%	1	5%
Was available and helpful when asked.	19	4.9	5.0	19	100%	0	0%	0	0%
Treated students and their ideas with respect.	20	5.0	5.0	20	100%	0	0%	0	0%

■ Always/Usually   
 ■ Sometimes   
 ■ Rarely/Never   
 ■ NA



## To what extent are these statements true about the instructor? William Schlosser

1. Clearly connected the course learning goals to course activities, assignments, and assessments	2. Was enthusiastic about teaching the course.																				
<p>Always (16) 80%</p> <p>Usually (4) 20%</p> <p>Sometimes (0) 0%</p> <p>Rarely (0) 0%</p> <p>Never (0) 0%</p> <p>NA (0) 0%</p> <p>[ Total (20) ]</p>	<p>Always (19) 95%</p> <p>Usually (1) 5%</p> <p>Sometimes (0) 0%</p> <p>Rarely (0) 0%</p> <p>Never (0) 0%</p> <p>NA (0) 0%</p> <p>[ Total (20) ]</p>																				
<table border="1"> <thead> <tr> <th>Statistics</th> <th>Value</th> </tr> </thead> <tbody> <tr> <td>Response Count</td> <td>20</td> </tr> <tr> <td>Mean</td> <td>4.8</td> </tr> <tr> <td>Median</td> <td>5.0</td> </tr> <tr> <td>Standard Deviation</td> <td>0.4</td> </tr> </tbody> </table>	Statistics	Value	Response Count	20	Mean	4.8	Median	5.0	Standard Deviation	0.4	<table border="1"> <thead> <tr> <th>Statistics</th> <th>Value</th> </tr> </thead> <tbody> <tr> <td>Response Count</td> <td>20</td> </tr> <tr> <td>Mean</td> <td>5.0</td> </tr> <tr> <td>Median</td> <td>5.0</td> </tr> <tr> <td>Standard Deviation</td> <td>0.2</td> </tr> </tbody> </table>	Statistics	Value	Response Count	20	Mean	5.0	Median	5.0	Standard Deviation	0.2
Statistics	Value																				
Response Count	20																				
Mean	4.8																				
Median	5.0																				
Standard Deviation	0.4																				
Statistics	Value																				
Response Count	20																				
Mean	5.0																				
Median	5.0																				
Standard Deviation	0.2																				
3. Used a variety of explanations, examples, activities and/or teaching approaches to teach difficult points	4. Provided clear and useful feedback on student work/performance to improve learning.																				
<p>Always (18) 90%</p> <p>Usually (0) 0%</p> <p>Sometimes (2) 10%</p> <p>Rarely (0) 0%</p> <p>Never (0) 0%</p> <p>NA (0) 0%</p> <p>[ Total (20) ]</p>	<p>Always (19) 95%</p> <p>Usually (0) 0%</p> <p>Sometimes (0) 0%</p> <p>Rarely (0) 0%</p> <p>Never (1) 5%</p> <p>NA (0) 0%</p> <p>[ Total (20) ]</p>																				
<table border="1"> <thead> <tr> <th>Statistics</th> <th>Value</th> </tr> </thead> <tbody> <tr> <td>Response Count</td> <td>20</td> </tr> <tr> <td>Mean</td> <td>4.8</td> </tr> <tr> <td>Median</td> <td>5.0</td> </tr> <tr> <td>Standard Deviation</td> <td>0.6</td> </tr> </tbody> </table>	Statistics	Value	Response Count	20	Mean	4.8	Median	5.0	Standard Deviation	0.6	<table border="1"> <thead> <tr> <th>Statistics</th> <th>Value</th> </tr> </thead> <tbody> <tr> <td>Response Count</td> <td>20</td> </tr> <tr> <td>Mean</td> <td>4.8</td> </tr> <tr> <td>Median</td> <td>5.0</td> </tr> <tr> <td>Standard Deviation</td> <td>0.9</td> </tr> </tbody> </table>	Statistics	Value	Response Count	20	Mean	4.8	Median	5.0	Standard Deviation	0.9
Statistics	Value																				
Response Count	20																				
Mean	4.8																				
Median	5.0																				
Standard Deviation	0.6																				
Statistics	Value																				
Response Count	20																				
Mean	4.8																				
Median	5.0																				
Standard Deviation	0.9																				
5. Was available and helpful when asked.	6. Treated students and their ideas with respect.																				
<p>Always (18) 90%</p> <p>Usually (1) 5%</p> <p>Sometimes (0) 0%</p> <p>Rarely (0) 0%</p> <p>Never (0) 0%</p> <p>NA (1) 5%</p> <p>[ Total (20) ]</p>	<p>Always (19) 95%</p> <p>Usually (1) 5%</p> <p>Sometimes (0) 0%</p> <p>Rarely (0) 0%</p> <p>Never (0) 0%</p> <p>NA (0) 0%</p> <p>[ Total (20) ]</p>																				
<table border="1"> <thead> <tr> <th>Statistics</th> <th>Value</th> </tr> </thead> <tbody> <tr> <td>Response Count</td> <td>20</td> </tr> <tr> <td>Mean</td> <td>4.9</td> </tr> <tr> <td>Median</td> <td>5.0</td> </tr> <tr> <td>Standard Deviation</td> <td>0.2</td> </tr> </tbody> </table>	Statistics	Value	Response Count	20	Mean	4.9	Median	5.0	Standard Deviation	0.2	<table border="1"> <thead> <tr> <th>Statistics</th> <th>Value</th> </tr> </thead> <tbody> <tr> <td>Response Count</td> <td>20</td> </tr> <tr> <td>Mean</td> <td>5.0</td> </tr> <tr> <td>Median</td> <td>5.0</td> </tr> <tr> <td>Standard Deviation</td> <td>0.2</td> </tr> </tbody> </table>	Statistics	Value	Response Count	20	Mean	5.0	Median	5.0	Standard Deviation	0.2
Statistics	Value																				
Response Count	20																				
Mean	4.9																				
Median	5.0																				
Standard Deviation	0.2																				
Statistics	Value																				
Response Count	20																				
Mean	5.0																				
Median	5.0																				
Standard Deviation	0.2																				



## What are the strengths of William Schlosser as an instructor?

Comments
Dr. Bill treats his students with respect and empathy. He wants to help and see everyone succeed and strikes me as the type of person to give others the benefit of the doubt. He's passionate about his field and the local environment around the Palouse and has a well of life experience that he can and readily does draw from.
Dr. Bill did a good job of relating to the trial and tribulations of being a student. I always felt that his comments on my assignments did a good job of instructing me on things to improve on but also reaffirmed my ideas in a productive way. I would show my friend his comments sometimes talking about how I felt my ego being inflated just a little. Along with being supportive to his student in this way Dr. Bill did everything he could to help his students succeed which was a nice change of pace considering the workload within this class. Many times he would state "I don't great the calander" which was true if I needed an extension on an assignment, I just needed to email him and he would give me however much time I requested.
Very enthusiastic about this course. He provided feedback for every assignment which was super useful going forward.
He always gives constructive feedback on each assignment he grades, which really helped understand the topic even more. He is very approachable and is always available to answer questions. He offered many resources for each assignment so I never felt lost.
Everything. I know it sounds like I'm stroking his ego but he is enthusiastic about the class, loves teaching, provides us with all the time needed for assignments, and helps us with any question we ask. If we don't know it, he does, and if he doesn't know it, he will find out. I can say that on a scale of 1–10 Dr.Bill is an 11.
He's enthusiastic I'll give him that
always there to help when needed and understanding of life events that would delay and would help to make sure that we could still get work done eith regard to situation
He is honestly the kindest professor I have ever had. You can tell that he is very passionate about his work and that he really cares about his students, not just on an academic level.
Dr. Bill had a laundry list of strengths. I think the list of critiques I provided best shows this.
He is extremely passionate about the work he does and is motivated to help his students. I feel like he treated everyone with the utmost respect, and I felt like he was always trying to set me up for success in and outside of the classroom. No matter where the student was in the class he encouraged them and provided help and useful feedback.
Such an amazing and passionate professor.
Everything is Dr. Bill's strength! He is SO helpful, responds to questions quickly, encourages dialog in class, and made a big effort to connect what we are learning in class to the real environment around us. He took a lot of time to provide specific feedback on each assignment to each student. I worked harder in this course than some of my others specifically because I didn't want to let Dr. Bill down. I did not know a lot about this course going in and the document mechanics was a surprise at first. I resisted because it was uncomfortable but pushed through the discomfort and learned a lot. This course changed my way of thinking; I used to just followed the rubric for assignments but now I think of assignment requirements as the baseline and how I can go above and beyond.
Every single thing about his instructing style is amazing. Dr. Bill is beyond helpful!
His enthusiasms and personality was extremely valuable throughout the course. He was extremely welcoming, which made students feel comfortable to ask him questions during the course. Additionally, his love for the concepts was clearly show throughout the curriculum and resources. His infectious personality makes me want to continue work with him as either a TA or student.
Great speaker and always motivated to teach
He listens to everyone. He understands that people make mistakes and stuff happens. He really wants to see us succeed.
Dr. Bill is the sweetest professor who's whole goal is to make sure that everyone of his students that walks through his door will succeed beyond his expectations. He pushes his students to succeed and makes it so that you want to succeed and make him proud. He is very knowledgeable in the topics he is teaching and presents them in an outstanding way. Dr. Bill is always willing to work with you if you need it and he is also always willing to just talk to you if you need a break and need someone to talk too. He is very open and kind and coming to his class was the highlight of my day every day that I had his class.
Great Professor with tons of knowledge on the course content.
Everything!

**Give one or two specific and reasonable things the instructor, William Schlosser, could do to improve his/her teaching?**

Comments
Really the most helpful thing would be making the lectures a bit more concise. In total, there were some weeks where there were nearly 6 hours of lecture, in person and video combined, and that didn't include the supplementary videos required for other weekly assignments. Needless to say, those weeks would feel a tad frustrating which would make it difficult to enjoy some of the videos which were quite interesting simply because you were burnt out from it all.
I felt that during the week where a term report was due it was a little overwhelming to have other assignments or quizzes due during that time. If I had anything to critique it would be that. In my opinion it would be better if those assignments were pushed to a later date or made shorter that way more time could be spent on the term reports.
Expand on the information that was provided in the videos more, rather than repeat some of the information.
N/A
There isn't much for Dr. Bill to work on. He does a great job with his lecture, his teaching, and attentiveness to his students. You cannot ask for a better professor.
Why does he speak in riddles
Pre-Lecture videos are a little long sometimes.
I think the only thing Dr. Bill I think can do to improve his teaching is be less cooperative, in a weird way. Some students I think became too lazy due to how cooperative Dr. Bill is.
I feel like some of the work is overbearing, but I think that is because it's a writing the major course? I think some of the canvas page was unorganized and I was sometimes confused about how to find some basic videos for an assignment, just the little things like that would improve the mobility on the canvas page.
Nada
Not one single thing
I believe adding more clarification for what a good report looks like would be helpful. I often found myself overexploiting concepts, which provided me with ample extra credit, but exhausted me mentally. If I knew a page count or was given more examples of previous student's work and their grades, I would have been more selective with my work and effort instead of exhausting myself, both mentally and physically.
Staying on topic
I cannot say much since I did not attend lecture often. When I was in lecture he wanted to make sure that we understood the subject we were learning. He frequently asked if we had any questions or if he could accommodate us in any way.
Possibly lower the amount of course work. Most amount of work I have ever had in a class at WSU. Other than that was a great professor.
less assignments

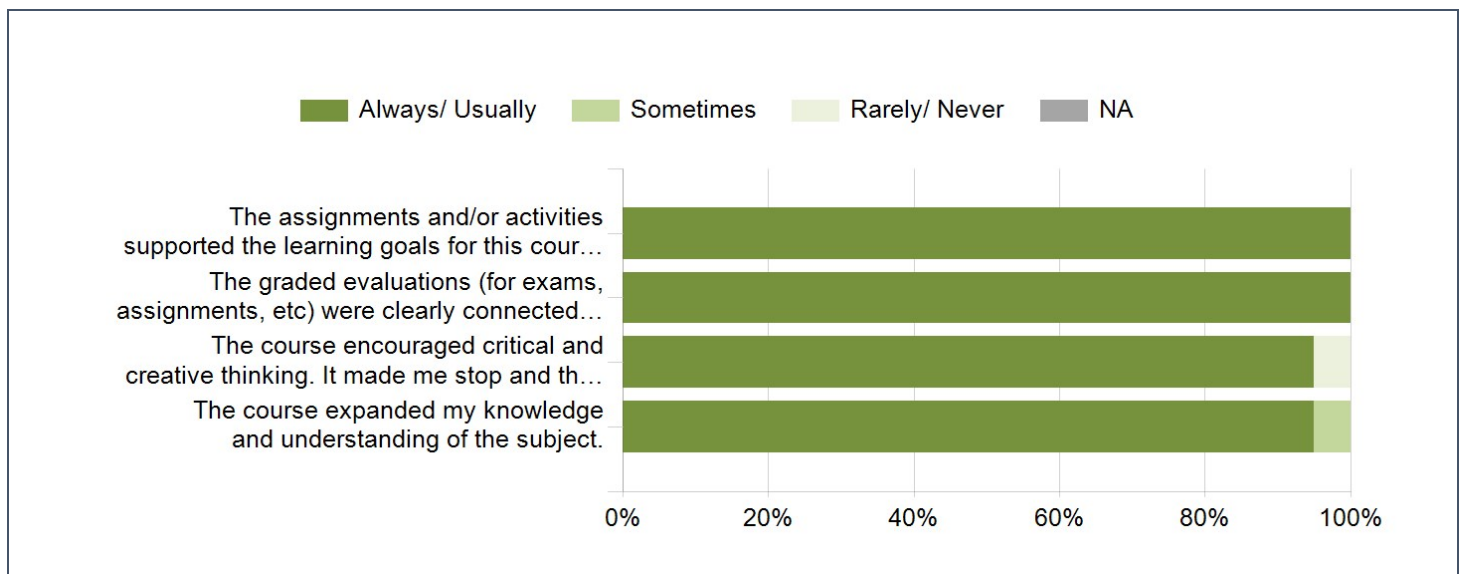
## Course Questions and Comments

### Course Questions

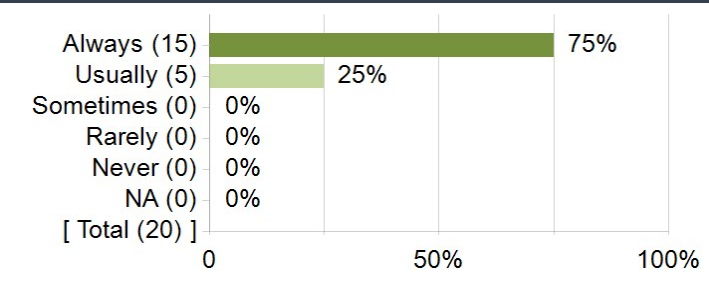
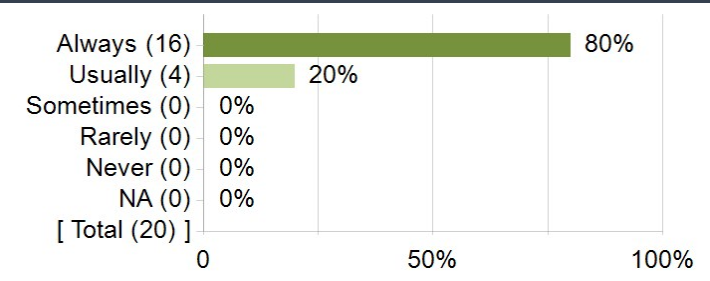
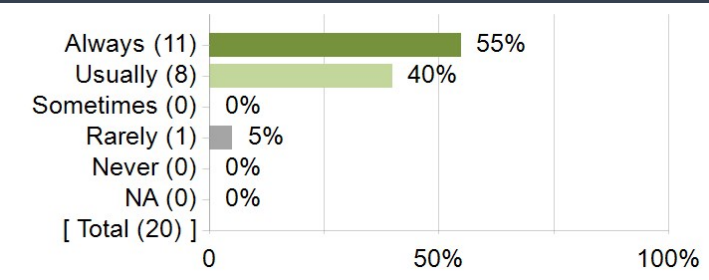
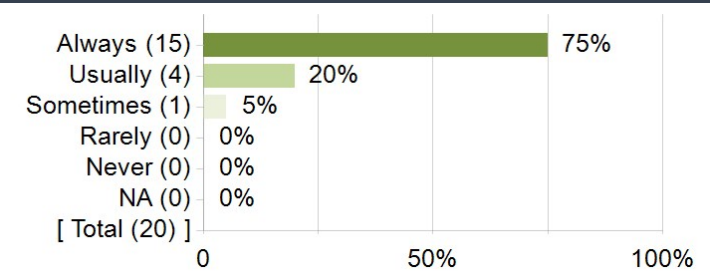
	Count	Inst Mean	Median	SD	Dept Mean
The assignments and/or activities supported the learning goals for this course.	20	4.8	5.0	0.4	4.5
The graded evaluations (for exams, assignments, etc) were clearly connected to the learning goals	20	4.8	5.0	0.4	4.5
The course encouraged critical and creative thinking. It made me stop and think.	20	4.5	5.0	0.8	4.4
The course expanded my knowledge and understanding of the subject.	20	4.7	5.0	0.6	4.5

### How effective were these aspects of the course SOE 300.01-9133 Natural Resource Ecology for you?

	Count	Mean	Median	Always/Usually	%	Sometimes	%	Rarely/Never	%
The assignments and/or activities supported the learning goals for this course.	20	4.8	5.0	20	100%	0	0%	0	0%
The graded evaluations (for exams, assignments, etc) were clearly connected to the learning goals	20	4.8	5.0	20	100%	0	0%	0	0%
The course encouraged critical and creative thinking. It made me stop and think.	20	4.5	5.0	19	95%	0	0%	1	5%
The course expanded my knowledge and understanding of the subject.	20	4.7	5.0	19	95%	1	5%	0	0%



## How effective were these aspects of the course SOE 300.01-9133 Natural Resource Ecology for you?

1. The assignments and/or activities supported the learning goals for this course.		2. The graded evaluations (for exams, assignments, etc) were clearly connected to the learning goals	
			
Statistics	Value	Statistics	Value
Response Count	20	Response Count	20
Mean	4.8	Mean	4.8
Median	5.0	Median	5.0
Standard Deviation	0.4	Standard Deviation	0.4
3. The course encouraged critical and creative thinking. It made me stop and think.		4. The course expanded my knowledge and understanding of the subject.	
			
Statistics	Value	Statistics	Value
Response Count	20	Response Count	20
Mean	4.5	Mean	4.7
Median	5.0	Median	5.0
Standard Deviation	0.8	Standard Deviation	0.6

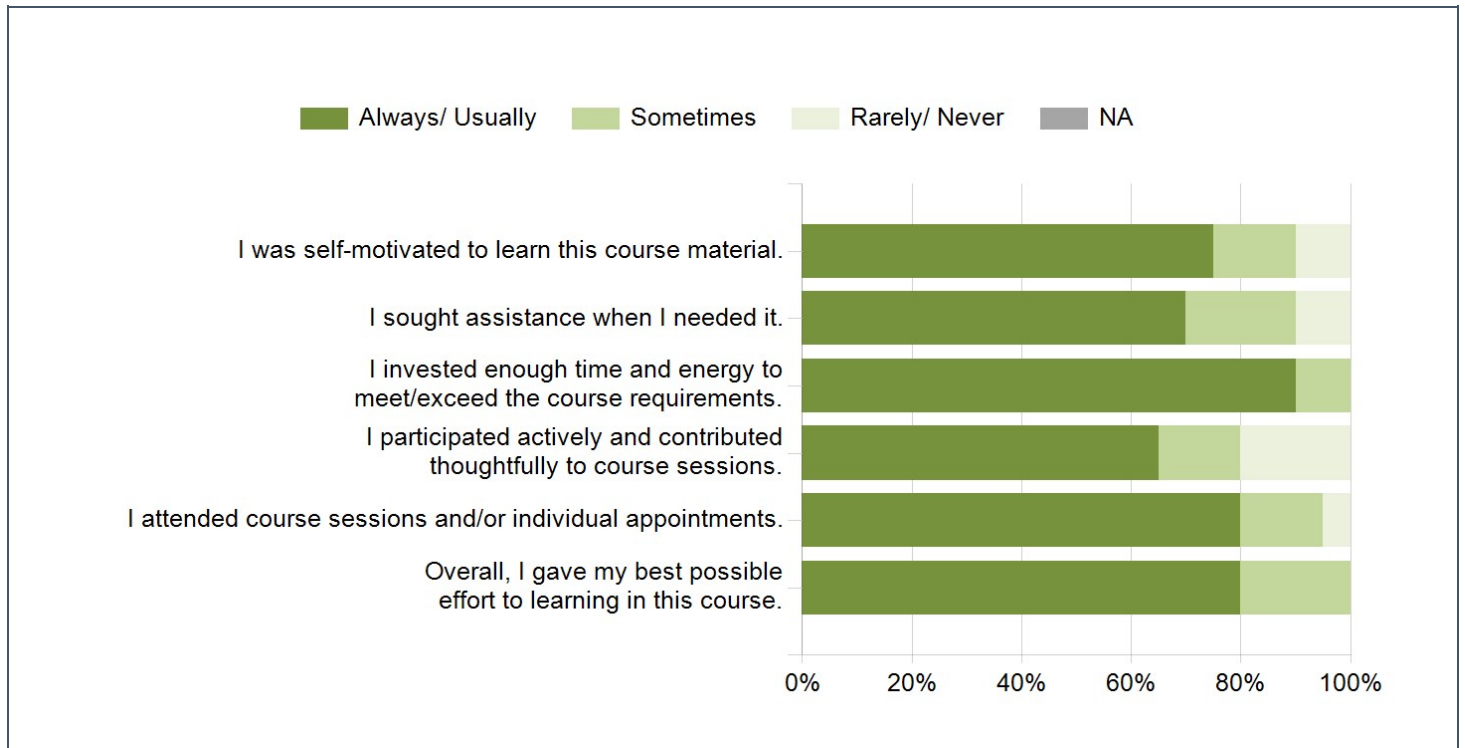
**Please provide comments about aspects of the course that did or did not help you learn (either aspects listed above or others not listed).**

Comments
<p>It was difficult to have 3, hour long videos to watch for the class material on top of the 3 hours of in person lecture time. It results in up to 6 hours of lecture a week at times, plus there were numerous assignments that required videos anywhere from 5 minutes to an hour to be watched in order to complete assignments. For me, it would be more helpful to have lectures confined to lecture time in class, because many of us have a set number of classes for a reason and can't be expected to essentially add the lecture time of a whole other class to the schedules we've created. If the video lectures were perhaps confined to half hour time frames or cut down to once a week, they would be a bit more manageable. The virtual and in person field trips, however, were super helpful. Visiting the butte, virtually and physically really cemented the concepts we had covered.</p>
<p>I feel that this course does a good job of giving every resource possible to help meet every learning style and full ingrain the information presented within this course. Along with having a well-structured and maintained canvas Dr. Bill was always quick to respond and give concession when needed.</p>
<p>The YouTube videos were useful but I had a hard time focussing on them because they were so long and numerous.</p>
<p>I like how interactive this class is &amp; Dr Bill really tries to make this class as fun as possible. He puts in a lot of effort for his lectures &amp; his excitement for the topic really kept me motivated.</p>
<p>Dr.Bill does a amazing job at explaining things and letting the classes feel and be exciting. Every lecture was engaging and easy to follow.</p>
<p>What was up with lectures. He must have told us the story of how he met his wife in Russia like 10 times</p>
<p>Some pre-lecture videos were pretty lengthy. Typically, the professor would reiterate what was said on the video in class. This made me not very motivated to watch the videos as I would be hearing the same thing again in class.</p>
<p>The term papers were time-consuming sometimes but, they helped me learn a lot about Word and style sheets. I enjoyed the research I had to do and how much I learned from it.</p>
<p>This course challenged me in many ways but made me realize what I was capable of in terms of subject matter and work load</p>
<p>This course greatly expanded not only my knowledge of the subject but my whole way of thinking when it comes to learning. Dr. Bill encouraged us to not only meet the assignment standards but exceed them.</p>
<p>N/A</p>
<p>At times, I wish I had access to assignments sooner, such as large projects or term reports. usually, I only had 1 week to finish an assignment even when the project needed more time than that, but only gain access to the assignment and its syllabus 1 to 1 1/2 weeks before it was due. This added to my overall stress in both the course and semester.</p>
<p>Word mechanics</p>
<p>I think the videos included after the lecture videos were very helpful. I feel like the assignments attached to them were really helped with my understanding of the material as well.</p>
<p>None</p>
<p>n/a</p>

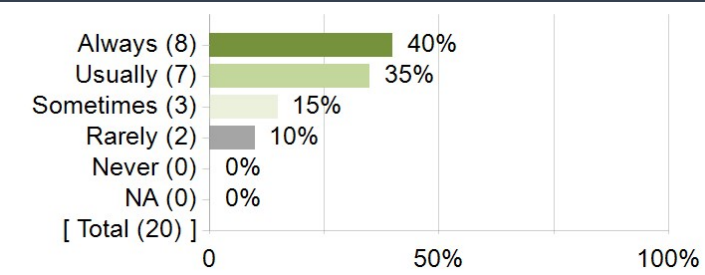
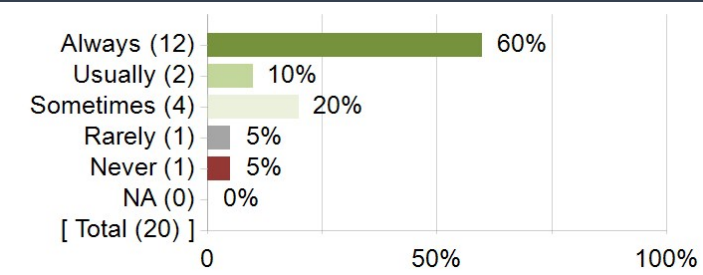
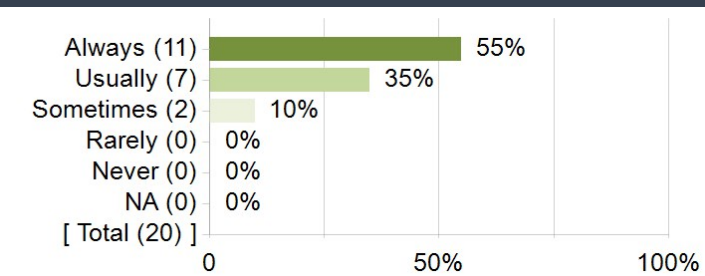
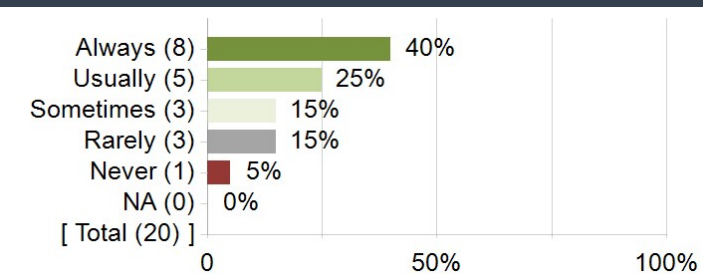
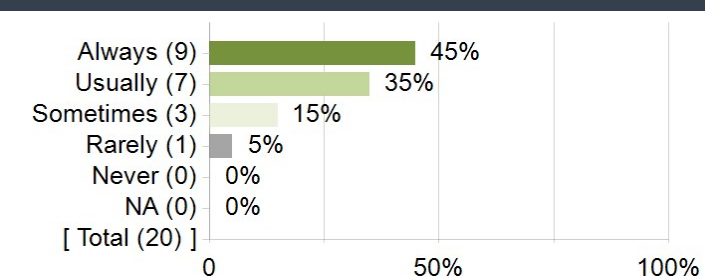
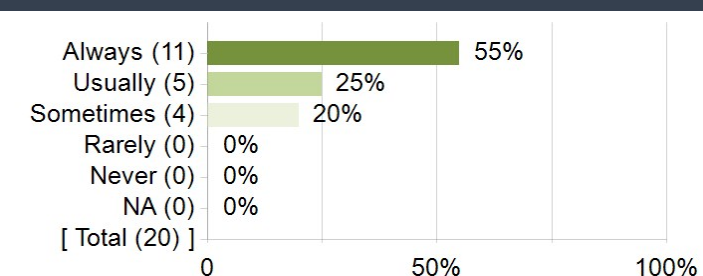
## Student Effort and Responsibility

How often did you do the following to learn in this course SOE 300.01-9133 Natural Resource Ecology ?

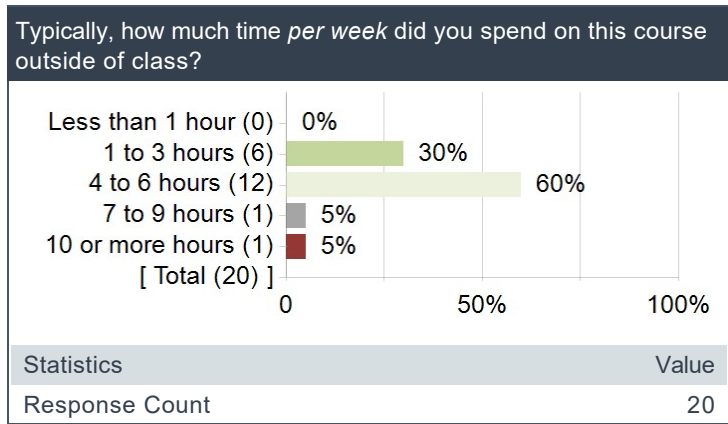
	Count	Mean	Median	SD	Always/ Usually	%	Sometimes	%	Rarely/ Never	%
I was self-motivated to learn this course material.	20	4.1	4.0	1.0	15	75%	3	15%	2	10%
I sought assistance when I needed it.	20	4.2	5.0	1.2	14	70%	4	20%	2	10%
I invested enough time and energy to meet/exceed the course requirements.	20	4.5	5.0	0.7	18	90%	2	10%	0	0%
I participated actively and contributed thoughtfully to course sessions.	20	3.8	4.0	1.3	13	65%	3	15%	4	20%
I attended course sessions and/or individual appointments.	20	4.2	4.0	0.9	16	80%	3	15%	1	5%
Overall, I gave my best possible effort to learning in this course.	20	4.4	5.0	0.8	16	80%	4	20%	0	0%



How often did you do the following to learn in this course SOE 300.01-9133 Natural Resource Ecology ?

1. I was self-motivated to learn this course material.		2. I sought assistance when I needed it.	
			
Statistics	Value	Statistics	Value
Response Count	20	Response Count	20
Mean	4.1	Mean	4.2
Median	4.0	Median	5.0
Standard Deviation	1.0	Standard Deviation	1.2
3. I invested enough time and energy to meet/exceed the course requirements.		4. I participated actively and contributed thoughtfully to course sessions.	
			
Statistics	Value	Statistics	Value
Response Count	20	Response Count	20
Mean	4.5	Mean	3.8
Median	5.0	Median	4.0
Standard Deviation	0.7	Standard Deviation	1.3
5. I attended course sessions and/or individual appointments.		6. Overall, I gave my best possible effort to learning in this course.	
			
Statistics	Value	Statistics	Value
Response Count	20	Response Count	20
Mean	4.2	Mean	4.4
Median	4.0	Median	5.0
Standard Deviation	0.9	Standard Deviation	0.8

**Typically, how much time per week did you spend on this course outside of class?**



**What else could you have done, or done differently, to increase your learning in this class?**

Comments
It's a very heavy workload and I fell behind so I could have managed my time better and also gone for help sooner because there were resources available and the TA's and instructor are willing to help if asked.
Engaged in all of the course materials provided.
I always waited until the last minute to finish the term reports, not smart on my end. Though I did end up finishing them it led me to be more stressed out about them.
I would have started sooner on my Term Reports. These are a large part of the grade and I would put them off for a while. Starting as soon as possible is very good when it comes to these reports.
I got a 115 babe, I don't think I could have done better
N/A
I probably could have watched more of the resources provided to us, the main one is the Virtual Field-Trip website.
Used the TA's when I needed help more often
N/A
I could have done additional, extra-credit assignments, but did not feel the need to due to my high grade in the class.
Give more effort
To increase my learning I should have reached out for help.
Stayed on track with the assignments and course content.
Have writing skills



---

End of Report